

# Instructions for Preparing Manuscripts for International Journal of Informatics Society (IJIS)

XXX XXX<sup>†</sup>, Hiroshi Mineno<sup>‡</sup>, and Tadanori Mizuno\*

<sup>†</sup>Graduate School of Informatics, Shizuoka University, Japan

<sup>‡</sup>Faculty of Informatics, Shizuoka University, Japan

\* Graduate School of Science and Technology, Shizuoka University, Japan  
{xxx, mineno, mizuno}@mizulab.net

**Abstract** - These pages provide an example of the layout and style for camera-ready manuscript for the International Journal of Informatics Society (IJIS). Please study these instructions before beginning the final preparation of your paper. Proofread your paper carefully before submitting (as it will appear in the published volume in exactly the same form). The PDF file of the manuscripts must be submitted electrically using E-mail. The e-mail address of IJIS is **secretariat@infosoc.org**. Begin your paper with an Abstract of not exceeding 202 words. Please thoroughly summarize your article in this section since this text will be used for on-line listing and classification of the publication.

**Keywords:** Provide up to five keywords to be used for future on-line publication searches and indexing.

## 1 PAPER LAYOUT

Whole texts should be produced within the dimensions shown on these pages; each column should be **86 mm** wide. The two columns should be separated by 8 mm and should be **right/left justified**. Print your paper in single-sided format on A4 size white paper. For either paper size, the print area should be no larger than **247 mm** (length) x **180 mm** (width). On each page of the manuscript, position the print area **25 mm from the top** and **25 mm from the bottom** and **15 mm from the left** edge of the paper, see Figure 1. Make use of the maximum stipulated length except for the following cases, (a) do not begin a new section at the bottom of a page, transfer the heading to the top of the next column, (b) you may exceed the text area by one line in order to complete a section of text or a paragraph.

The length of the submission **is not limited**. Do not put page numbers on the bottom of any page. If the work reported in the paper has been supported by a grant or other funds from a project, it must be clearly stated at the bottom of the first page<sup>1</sup>.

Paper type can be specified by the following statements

```
\setpapertype{XXXXX Paper}
```

where XXXXX can be Regular, Industrial, or Invited. Please select one of them according to your paper type determined by the editorial office.

<sup>1</sup>The work reported in the paper was supported by the grant...

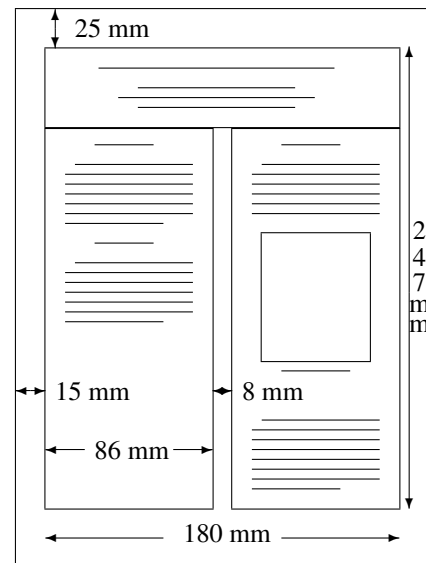


Figure 1: Formatting dimensions for manuscripts.

## 2 TEXT FORMAT

The title should be in boldface letters centered across the top of the first page using 14-point type. First letter capitals only for the title. Insert a blank line after the title, followed by Author Name(s) and Affiliation(s), centered and in 12-point non-bold type. The paper begins with the abstract and keywords as illustrated, followed by the Main Text.

### 2.1 Fonts and Spacing

Times or Times New Roman (or similar) font is the recommended typeface for the main text using 10-point type. The smallest allowed type size for all text, figures, captions, references and within figures is 10-point. See Table 1 for a complete summary of Font formats. Single (1.0) line spacing is recommended for the main text. However, when typing complicated mathematical text, it is important to increase the space between the text lines in order to prevent sub- and super-scripted fonts from overlapping.

### 2.2 Section and Sub-section Headings

Section headings should be 12-point boldface capital letters, and left-justified. Sub-section headings require initial

Table 1: Formatting summary for IJIS manuscripts.

	Style	Size	Justified
<b>Title</b>	<b>Bold</b>	<b>14</b>	<b>Center</b>
Authors	Normal	12	Center
<b>SECTION</b>	<b>BOLD, ALL CAPS</b>	<b>12</b>	<b>Left</b>
<b>Subsection</b>	<b>Bold</b>	<b>12</b>	<b>Left</b>
Main Text	Normal	10	Left/Right
Captions	Normal	10	Center
Figure Text	Normal	10	N.A.

capitals using boldface and left justification. All headings should appear on separate lines as demonstrated above. Follow the Arabic numbering scheme as shown.

### 2.3 References

References should be collected at the end of your paper. They should be prepared according to a recognized style, e.g. the Harvard or sequential numeric system making sure that your accumulated list corresponds to the citations made in the main text and that all material mentioned is generally available to the readers. When referring to them in the text, type the corresponding reference number in square brackets as in this example [1].

### 3 EQUATIONS

Equations must be center aligned, and it is recommended that they be preceded and followed by one line of white space.

$$\frac{i\hbar}{2\pi} \frac{\partial \Psi}{\partial t} = -\frac{\hbar^2}{8\pi^2 m} \Delta \Psi + U(x, y, z, t) \Psi \quad (1)$$

$$\{M \times M\} \mathbf{H} \equiv \begin{bmatrix} 1 \oplus 1 \mathbf{H} & 1 \oplus 2 \mathbf{H} & \dots & 1 \oplus M \mathbf{H} \\ 2 \oplus 1 \mathbf{H} & 2 \oplus 2 \mathbf{H} & \dots & 2 \oplus M \mathbf{H} \\ \vdots & \vdots & \ddots & \vdots \\ M \oplus 1 \mathbf{H} & M \oplus 2 \mathbf{H} & \dots & M \oplus M \mathbf{H} \end{bmatrix} \quad (2)$$

If they are numbered, make sure that they are numbered consecutively. Place numbers in parenthesis flush with the right-hand margin of the column and level with the last line of the equation.

### 4 TABLES AND ILLUSTRATIONS

Tables and illustrations should be originals or sharp prints. They can appear within columns or span both columns as illustrated in Figure 1 and Table 1. If two column figures or tables are required, place them at the top or at the bottom of a page. The figures must not extend into the margins. They should have a self-contained caption and be center justified.

Using your word processing software, photographs and line drawings can be scanned, sized and integrated into the manuscript, however, the resolution needs to be 600 dpi or equivalent.

Figures and Tables should be sequentially numbered. Figure captions should be centered below the figure and use the same type and size font as regular text. Table captions should be centered above the table and use the same type and size font as regular text. A single line should be skipped both before and after all captions. Figures should be clear, readable, easy-to-understand. They must be finished high-quality artworks.

### 5 BIOGRAPHIES

Authors' biographies are generated by

```
\INFSOCbiography[author]{XXX XXX}
{Text here.
}
```

where [author] specifies the EPS file name of the author's picture.

### 6 DEADLINES AND AUTHOR KIT

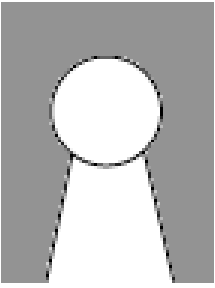
An electronic copy (PDF format only) of your paper is due by E-mail. Additional information is available on the conference web site at URL, <http://www.infsoc.org/>

### REFERENCES

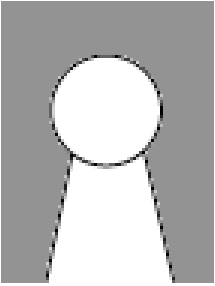
- [1] S. Timoshenko, and S. Woinowsky-Krieger, Theory of Plates and Shells, McGraw-Hill, pp. 415–428 (1959).
- [2] J. Heidemann, K. Obraczka, and J. Touch, Modeling the Performance of HTTP Over Several Transport Protocols, IEEE/ACM Trans. Networking, Vol. 5, No. 5, pp. 616–630 (1997).
- [3] Authors, Title -optional-, Journal, Vol. , No. , pp. – (year).

(Received October XX, 2008)

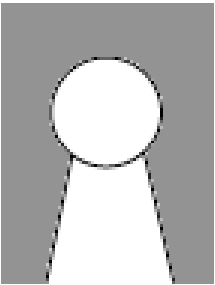
(Revised July XX, 2009)



**XXX XXX** Text here.



**Hiroshi Mineno** Text here.



**Tadanori Mizuno** Text here.